



PRODUCT CATALOG

2022 - 2023



Toll free 877-630-2275



www.specialtyapartmentsupply.com



Fax. 714-844-4750



Table of contents

Procedures	1
Blinds	
How to measure blinds	2
Faux Wood cordless	3
Mini – blind – cordless	5
Vertical blinds	6
Headrails, vanes, valances	7
Fauxwoods, metal plus	8
Vertical parts	9
Horizontal parts	12
By-Pass Doors	
How to measure bypass	15
Steel vinyl, mirror, colonist sets	16
Aluminum mirror sets	17
Aluminum, steel vinyl, steel mirror doors only, threshold	18
Aluminum doors, e-channel, triple track & thresholds	19
Kitchen & Bath	
Kitchen & vanity doors and drawer fronts, hinges, drawer boxes	20
Screen Door & Frames	
Screen doors, mesh rolls & accessories	23
Window screen frame & accessories	24
Doors	
How to measure for doors	25
Interior HC doors	26
Interior HC doors, exterior doors	27
Vanity Mirrors	
Frameless mirrors and accessories	28
Shower Doors	
Pivot and bypass	29
Forms	
Fax order form	30
Credit application	31



Specialty apartment supply, inc. Policy & procedures

Founded in 2009, Specialty Apartment Supply has become one of the growing numbers of suppliers for the Multi-Housing Industry. Co-founders having over 30 years of experience, Sales Associates with a combined 50 years of knowledge in the industry, we are able to focus on your needs to provide a level of service that will ensure the highest results for you.

Contact information

 Specialty Apartment Supply, Inc.
P.O. Box 6110
Anaheim, CA 92816

 877-630-2275  Fax: 714-844-4750

 orders@specialtyapartmentsupply.com

 specialtyapartmentsupply.com

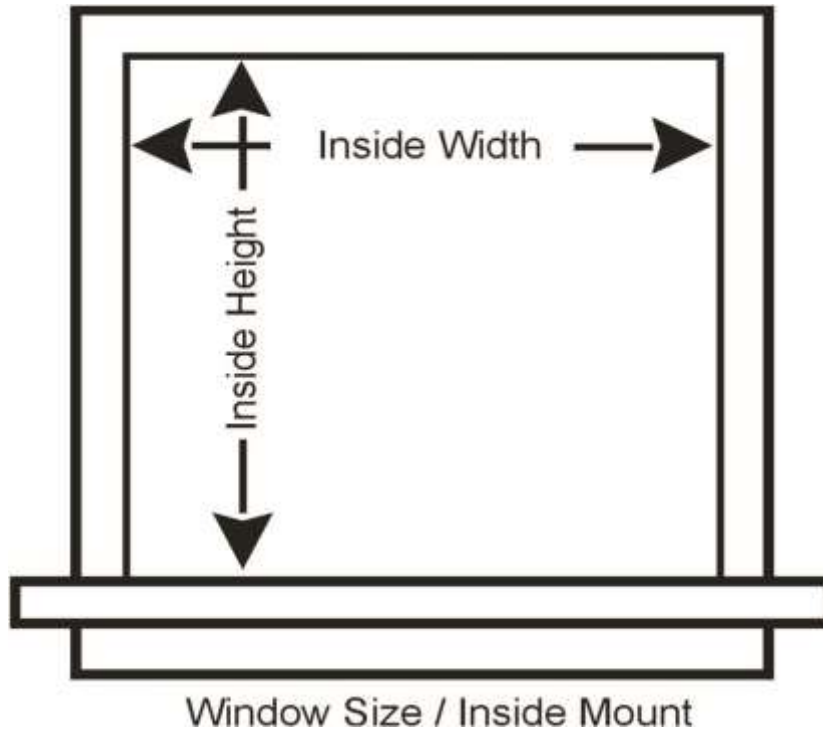
Business hours

Customer service dept.	Monday - Friday	8:00 am - 5:00 pm
Will call hours	Monday - Friday	9:00 am - 4:00 pm

- **Minimum order**
Orders under the amount of \$ 300.00 will incur a \$ 20.00 shipping & handling charge.
- **Returned goods**
Please contact our office prior to returning any materials. Products must be unused and in new condition for credit.
- **Shipmentges/ Discrepancies**
If there is a discrepancy or damaged goods received, it must be noted on the packing slip and reported to our office immediately.



Blinds



Vertical blinds - window size / inside mount

Measure the width at the top of the window.
Measure the height at 2 or 3 locations.
Provide the width first when calling in, then height.
All deductions will be made in production.

Horizontal blinds - window size / inside mount

Measure the width at the top of the window.
Measure the height at 2 or 3 locations.
Provide the width first when calling in, then height.
All deductions will be made in production.

Vertical blinds - blind size / outside mount

Measure the width of the window and add 3" to each side.
Measure the height of the window and add 5" to total.
Provide the width first when calling in, then height.

Horizontal blinds - blind size / outside mount

Measure the width of the window and add 3" to each side.
Measure the height of the window and add 5" to total.
Provide the width first when calling in, then height.



2" Fauxwood cordless

Part #	Size	
308100	22"	36"
308102	22.5"	
308104	23"	
308106	27"	
308108	28.5"	
308110	29"	
308112	30"	
308114	31"	
308116	34"	
308118	34.5"	
308120	35"	
308122	36"	
308136	46"	
308138	46.5"	
308140	47"	
308156	59"	
308158	70"	
308162	70.5"	
308164	71"	

Part #	Size	
308168	24"	42"

Part #	Size	
308320	16"	72"
308322	17"	
308328	22.5"	
308329	24"	
308330	27"	
308334	31"	
308336	35"	
308337	36"	
308338	43"	
308352	46.5"	
308353	48"	
308358	54"	
308378	58.5"	
308400	70.5"	
308402	72"	
308430	96"	

Part #	Size	
308170	18"	48"
308172	22"	
308174	22.5"	
308176	23"	
308178	27"	
308180	29"	
308184	30"	
308186	31"	
308188	34.5"	
308190	35"	
308192	36"	
308194	42"	
308196	45"	
308198	46"	
308200	46.5"	
308202	47"	
308204	48"	
308210	58"	
308212	58.5"	
308214	59"	
308216	60"	
308218	64"	
308220	70"	
308222	70.5"	
308224	71"	
308226	72"	
308227	88"	
308228	95"	



Part #	Size	
308432	27"	84"

Part #	Size	
308438	24"	96"
308440	28.5"	
308452	48"	
308464	58.5"	
308470	60"	
308486	72"	



2" Fauxwood cordless

Part#	Size	
308241	16.5"	60"
308246	17"	
308248	18"	
308250	19"	
308252	22"	
308254	22.5"	
308256	23"	
308258	24"	
308260	27"	
308262	28"	
308264	28.5"	
308265	28.5"	
308266	29"	
308268	30"	
308270	30.5"	
308272	31"	
308274	32"	
308276	34"	
308278	34.5"	
308280	35"	
308282	35.5"	
308284	36"	
308286	37"	
308288	38"	
308290	39"	
308292	39"	
308294	43"	
308296	45"	
308298	46"	
308300	48"	
308302	54"	
308304	59"	
308305	60"	
308306	63"	
308308	70.5"	
308310	72"	
308316	82.5"	
308318	95"	



WE MEASURE



T™M+ Mini – blind - cordless

Part #	Size	36"
307300	23"	
307308	30"	
307312	34"	
307316	35"	
307328	47"	
307332	59"	
307338	71"	

Part #	Size	54"
307720	27"	
307724	31"	
307726	35"	
307728	36"	
307730	39"	
307734	43"	
307736	48"	
307770	72"	

Part #	Size	64"
307512	23"	
307514	27"	
307516	28"	
307518	29"	
307520	30"	
307522	31"	
307524	32"	
307526	33"	
307528	34"	
307530	35"	
307532	36"	
307536	39"	
307538	43"	
307540	46"	
307542	47"	
307544	58"	
307548	70"	
307550	72"	
307558	90"	

Part #	Size	72"
307566	10"	
307568	11"	
307570	19"	
307572	23"	
307574	24"	
307576	24.5"	
307578	25"	
307580	26"	
307582	27"	
307584	28.5"	
307586	29"	
307588	30"	
307590	31"	
307592	34"	
307594	34.5"	
307596	35"	
307598	36"	
307600	38"	
307602	39"	
307604	43"	
307606	47"	
307608	48"	
307620	58"	
307622	59"	
307624	62"	
307626	63"	
307640	70"	
307642	70.5"	
307644	71"	
307648	75"	
307658	82.5"	
307660	89"	
307664	93"	
307666	95"	
307668	100"	
307670	105"	

Part #	Size	48"
307340	23"	
307348	29"	
307349	31"	
307352	34"	
307354	35"	
307358	45"	
307361	46"	
307363	46.5"	
307365	47"	
307367	48"	
307369	58"	
307372	58.5"	
307374	59"	
307376	60"	
307380	70"	
307382	70.5"	
307384	71"	
307386	72"	
307396	80"	
307398	83"	
307400	84"	
307402	94.5"	
307404	95"	
307406	96"	

Part #	Size	60"
307418	23"	
307420	27"	
307422	29"	
307424	30"	
307426	31"	
307428	34"	
307430	34.5"	
307432	35"	
307434	35.5"	
307436	36"	
307438	37"	
307440	38"	
307442	40"	
307444	42"	
307446	43"	
307458	46"	
307460	46.5"	
307462	47"	
307464	52"	
307466	54"	
307468	57"	
307470	58"	
307472	58.5"	
307474	59"	
307476	62"	
307478	63"	
307490	70"	
307492	70.5"	
307494	71"	
307502	80"	
307504	85"	
307509	94.5"	

Part #	Size	68"
307560	24.5"	
307562	25"	

Part #	Size	84"
307672	35"	
307674	16.5"	
307676	23"	
307678	24"	
307680	27"	
307682	28"	
307684	29"	
307686	31"	
307688	34.5"	
307690	39"	
307692	43"	
307700	47"	
307702	48"	
307710	60"	
307716	70.5"	

Part #	Size	96"
307720	27"	
307724	31"	
307726	35"	
307728	36"	
307730	39"	
307734	43"	
307736	48"	
307770	72"	



White deluxe vertical blinds

- Self adjusting carriers
- Aluminum headrail
- Wand control

Part #	Size	Part #	Size	Part #	Size	Part #	Size
301100	36"	301128	36"	301157	36"	301185	36"
301101	48"	301129	48"	301158	48"	301186	48"
301102	60"	301130	60"	301159	60"	301187	60"
301103	66"	301131	66"	301160	66"	301188	66"
301104	72"	301132	72"	301161	72"	301189	72"
301105	78"	301133	78"	301162	78"	301190	78"
301106	102"	301134	102"	301163	102"	301191	102"
301107	120"	301135	120"	301164	120"	301192	120"
301108	150"	301136	150"	301165	150"	301193	150"

Part #	Size	Part #	Size	Part #	Size
301215	36"	301250	36"	301280	36"
301216	48"	301251	48"	301281	48"
301217	60"	301252	60"	301282	60"
301218	66"	301253	66"	301283	66"
301219	72"	301254	72"	301284	72"
301220	78"	301255	78"	301285	78"
301221	102"	301256	102"	301286	102"
301222	120"	301257	120"	301287	120"
301223	150"	301258	150"	301288	150"

Ivory deluxe vertical blinds

- Self adjusting carriers
- Aluminum headrail
- Wand control

Part #	Size	Part #	Size	Part #	Size	Part #	Size
301300	36"	301322	36"	301342	36"	301356	36"
301303	48"	301325	48"	301344	48"	301358	48"
301305	60"	301330	60"	301346	60"	301360	60"
301307	66"	301332	66"	301348	66"	301362	66"
301309	72"	301333	72"	301350	72"	301364	72"
301311	78"	301334	78"	301351	78"	301366	78"
301312	102"	301335	102"	301352	102"	301368	102"
301314	120"	301338	120"	301354	120"	301369	120"
301316	150"	301340	150"	301355	150"	301371	150"

Part #	Size	Part #	Size	Part #	Size
301374	36"	301396	36"	301440	36"
301376	48"	301398	48"	301442	48"
301378	60"	301406	60"	301446	60"
301380	66"	301408	66"	301448	66"
301382	72"	301410	72"	301450	72"
301384	78"	301430	78"	301452	78"
301386	102"	301431	102"	301454	102"
301388	120"	301433	120"	301456	120"
301390	150"	301435	150"	301458	150"

Custom sizes with no extra charges

In-House Fabrication

We fabricate our products to facilitate your need. Call for further information: 877-630-2275



Aluminum headrails

Part #	Size
301021	36"
301022	48"
301023	60"
301024	66"
301025	72"
301026	78"
301027	102"
301028	120"
301029	150"

Offwhite vanes

Part #	Size
301031	46 ½"
301032	58 ½"
301033	64 ½"
301034	70 ½"
301035	82 ½"
301036	94 ½"
301037	96 ½"
301038	106"
301039	192"



White vanes

Part #	Size
301050	42 ½"
301051	46 ½"
301052	52 ½"
301053	58 ½"
301054	64 ½"
301055	82 ½"
301056	94 ½"
301057	96"
301058	106"
301059	192"

Ivory vanes

Part #	Size
301060	42 ½"
301061	46 ½"
301062	52 ½"
301063	58 ½"
301064	64 ½"
301065	82 ½"
301066	94 ½"
301067	96"
301068	106"
301069	192"

White channel panel

Part #	Size
301470	36"
301476	48"
301481	60"
301488	72"
301496	78"
301502	102"
301518	120"
301672	150"

Ivory channel panel

Part #	Size
301700	36"
301704	48"
301708	60"
301712	72"
301716	78"
301720	102"
301730	120"
301742	150"

White dust cover

Part #	Size
301471	36"
301477	48"
301482	60"
301490	72"
301497	78"
301504	102"
301520	120"
301674	150"

Ivory dust cover

Part #	Size
301702	36"
301706	48"
301710	60"
301714	72"
301718	78"
301722	102"
301732	120"
301744	150"

White royal crown

Part #	Size
301472	36"
301478	48"
301484	60"
301492	72"
301499	78"
301510	102"
301525	120"
301536	150"

Custom sizes with no extra charges

In-House Fabrication

We fabricate our products to facilitate your need. Call for further information: 877-630-2275

White 2" fauxwood blind corded – royal valance

Part #	Size	Part #	Size	Part #	Size	Part #	Size
303100	23"	48"	303142	23"	60"	303200	23"
303110	29"		303148	29"		303210	29"
303120	35"		303154	35"		303216	35"
303125	47"		303162	47"		303235	47"
303130	59"		303174	59"		303248	59"
303135	71"		303194	71"		303264	71"
303139	84"		303197	84"		303272	84"
303140	96"		303199	96"		303274	96"
303278	23"	72"	303282	29"	303300	47"	
303282	29"		303320	59"	303340	71"	
303292	35"		303388	96"			
303395	23"		96"	303420	29"		
303420	29"			303430	35"		
303430	35"			303440	41"		
303440	41"	303470		53"			
303470	53"	303488		72"			
303488	72"						



White 2" metal plus blind single / double slat valance

Part #	Size	Part #	Size	Part #	Size	Part #	Size
304120	35"	72"	304399	23"	36"	304963	23"
304122	47"		304420	31"		304966	31"
304126	59"		304424	35"		304968	35"
304128	71"		304430	43"		304972	43"
304210	23"	48"	304460	47"	48"	304974	47"
304220	35"		304480	59"		304976	59"
304224	47"		304520	71"		304980	71"
304226	59"		304540	95"		304986	95"
304230	71"						
304250	23"	84"	304590	25"	60"	304990	25"
304260	31"		304620	35"		304992	35"
304270	35"		304680	48"		304994	48"
304280	43"		304690	60"		304996	60"
304285	47"						
304295	59"						
304300	70"						
304308	82"						
304330	96"						

Custom sizes with no extra charges

In-House Fabrication


We fabricate our products to facilitate your need. Call for further information: 877-630-2275

Vertical blind accessories



Outside/Ceiling bracket

Part # 301010



Dust cover valance/ft

Part # 301017



1 1/2" Screws

Part # 301005



Channel panel corner

Part # 301012



Inside bracket

Part # 301011



Retainer clip

Part # 301043



Self-Align carrier

Part# 301098




Star fastner

Part# 301006



Channel panel clip

Part# 301014



Channel panel/ft

Part# 301016



Dust cover corner

Part# 301013



Wand Control

Part# 301007

Vertical blind accessories



Idle end/ Head white

Part # 301008




Dust cover clip

Part # 301015



Royal balance clip

Part # 302033



Wand for headrail 30", 48", 60"

Part # 301001, 301003, 301004

2" horizontal blind accessories



Cord tassel

Part # 304023



2" Bottom plug

Part # 302043



Hold down bracket pin

Part # 302037



"P" Cord cleat

Part # 304020



High profile tilter /Sq. Rod

Part # 304024



Hold down bracket

Part # 302038

2" horizontal blind accessories



Wand for 2" metal plus

Part # 304021



Return clip - plastic

Part # 302039



Low profile filter / Hezagon rod

Part # 304025



3/8" Bottom plug

Part # 304022



3" Cord cleat

Part # 304066

2" horizontal blind accessories



2" Royal balance clip

Part # 302036



Double corner clip - plastic

Part # 302042



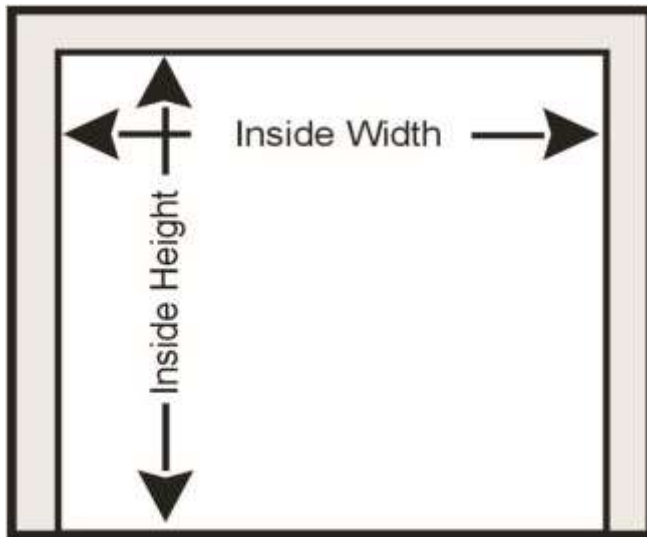
End caps for 2" M+

Part # 304026



How to measure instructions

ByPass Complete Set



Opening Size

Bypass complete sets

Measure the width.

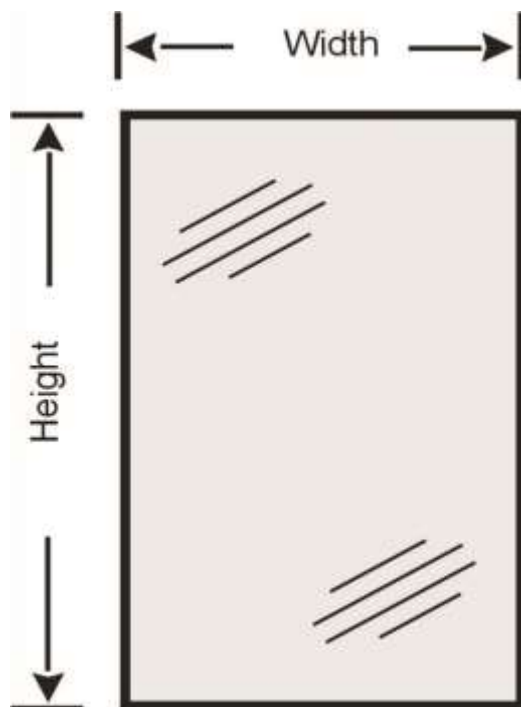
Measure the height.

Provide the width first when calling in, then height.

Provide steel or aluminum frame, vinyl, mirror or colonist.

Provide wheel type - high or low profile.

ByPass Door Only



ByPass Door Only

Bypass door only

Measure the width.

Measure the height.

Provide the width first when calling in, then height.

Provide steel or aluminum frame, vinyl, mirror or colonist.

Provide wheel type - high or low profile.

(Top roller also available)



White steel vinyl by-pass door sets

- Bottom steel · Rollers steel frame · White vinyl panels
- Standard low profile wheels · Topglide

Part #	Size		Part #	Size		
100807	48"	80"	100816	48"	96"	
100808	60"		100817	60"		
100809	72"		100818	72"		
100810	84"		100819	84"		
100811	96"		100820	96"		
100812	108"		100821	108"		
100813	120"		100822	120"		
100814	144"		100823	144"		*
100815	192"		100824	192"		*

Frame finishes available: Brite gold, brushed nickel, champagne

* Triple track available/call for price

White steel mirror by-pass door sets

- Bottom steel · Rollers steel frame · White vinyl panels
- Standard low profile wheels · Topglide

Part #	Size		Part #	Size		
100580	48"	80"	100590	48"	96"	
100581	60"		100591	60"		
100582	72"		100592	72"		
100583	84"		100593	84"		
100584	96"		100594	96"		
100585	108"		100595	108"		
100586	120"		100596	120"		
100587	144"		100597	144"		*
100588	192"		100598	192"		*

Frame finishes available: Brite gold, brushed nickel, champagne

* Triple track available/call for price

White steel vinyl by-pass door sets

- Bottom steel · Rollers steel frame · White vinyl panels
- Standard low profile wheels · Topglide

Part #	Size		Part #	Size		
100700	48"	80"	100760	48"	96"	
100702	60"		100762	60"		
100704	72"		100766	72"		
100706	84"		100768	84"		
100708	96"		100784	96"		
100710	108"		100786	108"		
100712	120"		100788	120"		
100714	144"		100800	144"		*
100716	192"		100802	192"		*

Frame finishes available: Brite gold, brushed nickel, champagne

* Triple track available/call for price

Available with top & bottom rollers



In-house fabrication

We fabricate our products to facilitate your need. Call for further information: 877-630-2275



Aluminum by-pass door sets

- Bottom steel · *Narrow* aluminum frame · Mirror panels
- Standard high profile wheels · Top glide

Part #	Size		Part #	Size			
100733	48"	80"	100742	48"	96"		
100734	60"		100743	60"			
100735	72"		100744	72"			
100736	84"		100745	84"			
100737	96"		100746	96"			
100738	108"		100747	108"			
100739	120"		100748	120"			
100740	144"		*	100749		144"	*
100741	192"		*	100750		192"	*

Frame finishes: White (*narrow*)

* Triple track available/call for price




Aluminum by-pass door sets

- Bottom steel · *Wide* aluminum frame · Mirror panels
- Standard high profile wheels · Top glide

Part #	Size		Part #	Size			
100769	48"	80"	100778	48"	96"		
100770	60"		100779	60"			
100771	72"		100780	72"			
100772	84"		100781	84"			
100773	96"		100782	96"			
100774	108"		100783	108"			
100775	120"		100784	120"			
100776	144"		*	100785		144"	*
100777	192"		*	100786		192"	*

Frame Finishes: White (*Wide*)

* TripleTrackAvailable/ Call For Price



Aluminum by-pass door sets

- Bottom steel · *Narrow* aluminum frame · Mirror panels
- Standard high profile wheels · Top glide

Part #	Size		Part #	Size			
100751	48"	80"	100760	48"	96"		
100752	60"		100761	60"			
100753	72"		100762	72"			
100754	84"		100763	84"			
100755	96"		100764	96"			
100756	108"		100765	108"			
100757	120"		100766	120"			
100758	144"		*	100767		144"	*
100759	192"		*	100768		192"	*

Frame finishes: Chrome (*narrow*)

* Triple track available/call for price



In-house fabrication

We fabricate our products to facilitate your need. Call for further information: 877-630-2275



Aluminum by-pass door sets

- Bottom steel · *Narrow* aluminum frame · Mirror panels
- Standard high profile wheels · Top glide

Part #	Size	Part #	Size
100733	48"	100742	48"
100734	60"	100743	60"
100735	72"	100744	72"
100736	84"	100745	84"
100737	96"	100746	96"
100738	108"	100747	108"
100739	120"	100748	120"
100740	144"	100749	144"
100741	192"	100750	192"

Frame finishes: Brush nickel (*narrow*)

* Triple track available/Call for price



White steel vinyl by-pass door only

Part #	Size	Part #	Size
101182	24"	101206	24"
101192	30"	101209	30"
101196	36"	101215	36"
101202	48"	101220	48"

Frame finishes available: Brite gold, brushed nickel, champagne

White steel threshold

Part #	Size
100082	60"
100086	72"
100096	84"
100114	96"
100124	108"
100134	120"
100144	144"
100155	192"

Frame finishes available: Brite gold, brushed nickel, champagne

White steel mirror by-pass door only

Part #	Size	Part #	Size
100830	24"	100838	24"
100831	30"	100839	30"
100832	36"	100840	36"
100833	48"	100842	48"

Frame finishes available: Brite gold, brushed nickel, champagne

Brush nickel (narrow type) aluminum mirror by-pass door only

Part #	Size	Part #	Size
100890	24"	100895	24"
100891	30"	100896	30"
100892	36"	100897	36"
100893	48"	100898	48"

Frame finishes available: Brite gold, brushed nickel, champagne



In-house fabrication

We fabricate our products to facilitate your need. Call for further information: 877-630-2275



Chrome (narrow type)
Aluminum mirror by-pass door only

Part #	Size	78"	Part #	Size
100865	24"		100873	36" 93 1/2"
100866	30"		100875	48"
100867	36"			
100868	48"			

White aluminum available (narrow type)/ call for details

Steel wheel replacement

Part #	Size
100220	Pair

White steel e-channel

Part #	Size
100171	60"
100177	72"
100183	84"
100189	96"
100195	120"
100201	144"
100208	192"

Frame finishes: Brite gold, brushed nickel, champagne

Triple track threshold

Size
60"
72"
84"
96"
120"
144"
192"

Frame finishes: white, chrome, brush nickel

Aluminum threshold & e-channel available

Available finish: white, chrome, brush nickel

Call for details

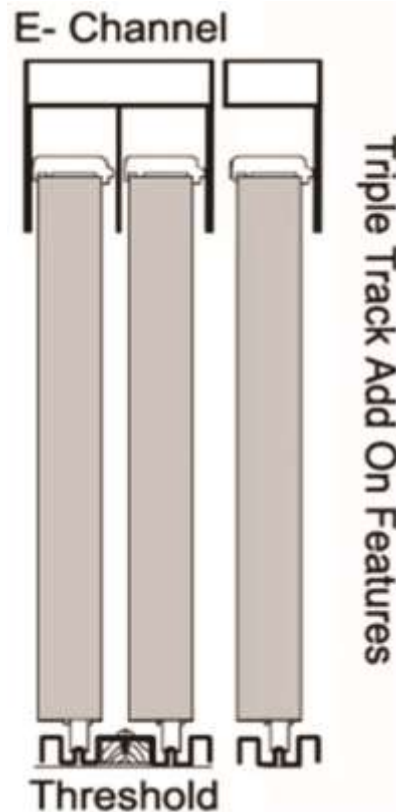
Triple track top channel

Size
60"
72"
84"
96"
120"
144"
192"

Frame finishes: white, chrome, brush nickel

Reglazing mirror by-pass door only

Part #	Description
100999	Mirror Door Reglaze/ Pick Up & Deliver





Custom kitchen & bathroom doors



CPT110



DBQ816



SHAKER 831



AR 756



FC714

Over 60 styles & 40 colors available – let us help you increase your profits



White melamine



Birch 9-ply



Part #	Size
981800	Mushroom Knob

Colors Available
* Polish Brass
* Polish Chrome
* Black * White

Metabox also available
Upon request



Part #	Size
981720	4" Drawer Pull
981724	6" Drawer Pull

Flush styles also available



European hinge – with triangle plate

Part # 981908



Hinge straight arm screw on with plate

Part # 981904



Cabinet door hinge-flush mount SN

Part # 981927



Compact hinge 1/2" overlay salice

Part # 981902



Cabinet door hinge-flush mount polish brasse

Part # 981929



Compact hinge 1/2" overlay grass

Part # 981903



Cabinet door hinge-flush mount white
 Part # 981926



Stainless Steel-pull 4"
 Part # 981720



White metal Drawer slide kit 19-3/4"
 Part # 981970



Stainless Steel-pull 6" CC 3"
 Part # 981724



White metal Drawer slide kit 15-3/4"
 Part # 981966



White metal Drawer slide kit 17-3/4"
 Part # 981968



Steel patio screen doors

- Bottom & top steel rollers · Top v-top guide · Custom fit
- Side wheel roller adjustment screws · 1 3/4" x 1/2" frame

Part #	Size	Part #	Size
500970	24"	500980	24"
500971	30"	500981	30"
500972	36"	500982	36"
500973	42"	500983	42"
500974	48"	500984	48"
500975	60"	500988	60"

Finishes: mill, white, bronze

Aluminum patio screen doors

- Bottom & top steel rollers · top v-top guide · custom fit
- Side wheel roller adjustment screws · 1 3/4" x 1/2" frame

Part #	Size	Part #	Size
500870	24"	500910	24"
500874	30"	500912	30"
500876	36"	500914	36"
500880	42"	500916	42"
500890	48"	500928	48"

Finishes: mill, white, bronze



5/16" window screen frame

Part #	Size
500600	5/16x12.5"- Mill Color (10 pcs / pkg)
500604	5/16x12.5"- White Color (10 pcs / pkg)
500606	5/16x12.5"- Bronze Color (10 pcs / pkg)
500608	5/16x12.5"- Almond Color (10 pcs / pkg)



Screen mesh roll 100'

Part #	Size	Color	Part #	Size	Color
500644	24"	Charcoal	500660	24"	Gray
500646	30"		500662	30"	
500648	36"		500664	36"	
500650	48"		500666	48"	
500654	60"		500668	60"	



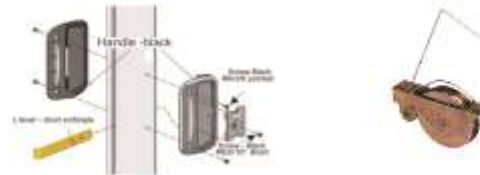
5/16" frame corners

Part #	Color
500548	Gray Sq. Cut (50 / pkg)
500550	White Sq. Cut (50 / pkg)
500552	Bronze Sq. Cut (50 / pkg)
500553	Almond Sq. Cut (50 / pkg)
500554	Aluminum / Mitered (50 / pkg)



Screen Door Handle

Part #	Description
500404	RS-DRType
500407	AL-DRType



Screen Spline

Part #	Description
500670	.185 Black Spline
500674	.165 Black Spline
500676	.140 Black Spline



Screen Accessories

Part #	Description
500740	Bug Seal/ft
500818	Plastic Pull Tab (50 pkg)
500820	Tension Clip Spring (50 pkg)
500515	Adjustable Roller Steel Screen
500520	1 1/4" Steel Screen Roller
500680	Professional Spline Tool 2" & 2-1/2"

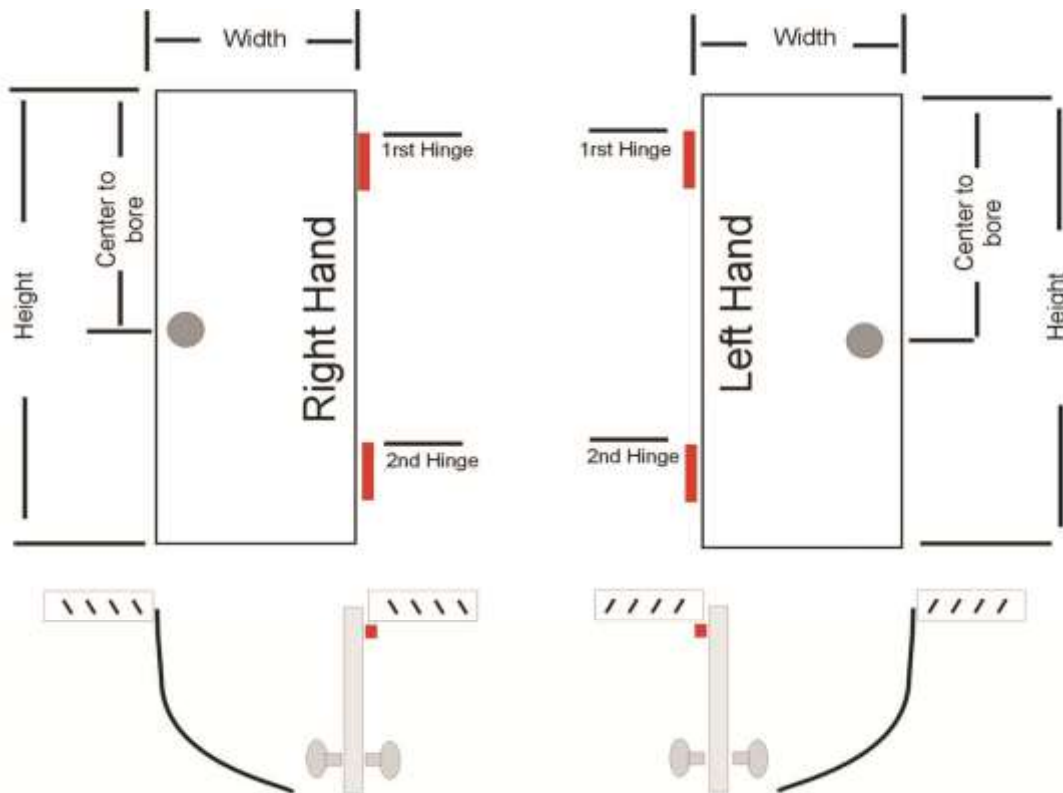


5/16" Window Screens

Part #	Size
501100	18" x 24"
501140	18" x 36"
501168	18" x 48"
501174	18" x 60"
501210	24" x 24"
501220	24" x 36"
501234	24" x 48"
501242	24" x 60"
501248	30" x 24"
501259	30" x 36"
501265	30" x 48"
501355	30" x 60"
501365	36" x 24"
501375	36" x 36"
501395	36" x 48"
501420	36" x 60"
501430	48" x 24"
501438	48" x 36"
501468	48" x 48"
501525	48" x 60"



Interior/ Exterior doors



If you are standing here this is the hinge style you will require when ordering.
Please note: all doors to swing towards you.

Measure the width and the height of the door.
 Measure where the first hinge starts from the top down. Duplicate for 2nd or 3rd hinge.
 Indicate radius type and hinge height.
 Indicate whether the hinges are in the right or left - See diagram for reference.
 Measure where the middle of the bore will be for the handle. Repeat for each bore.
 Repeat for each door.

HC flush prime door

Part #	Size
200001	18" x 79 1/8" x 1 3/8"
200002	24" x 79 1/8" x 1 3/8"
200003	26" x 79 1/8" x 1 3/8"
200004	28" x 79 1/8" x 1 3/8"
200005	30" x 79 1/8" x 1 3/8"
200007	32" x 79 1/8" x 1 3/8"
200008	34" x 79 1/8" x 1 3/8"
200009	36" x 79 1/8" x 1 3/8"




HC colonial 6 panel moulded door

Part #	Size
200020	18" x 79 1/8" x 1 3/8"
200021	24" x 79 1/8" x 1 3/8"
200022	26" x 79 1/8" x 1 3/8"
200023	28" x 79 1/8" x 1 3/8"
200024	30" x 79 1/8" x 1 3/8"
200025	32" x 79 1/8" x 1 3/8"
200026	34" x 79 1/8" x 1 3/8"



HC Madison 1 panel smooth door

Part #	Description
200462	2/0" x 67" - 1/81-3/8"
200464	2/4" x 67" - 1/81-3/8"
200466	2/6" x 67" - 1/81-3/8"
200468	2/8" x 67" - 1/81-3/8"
200470	2/10" x 67" - 1/81-3/8"
200472	3/0" x 67" - 1/81-3/8"



HC santa fe 2 panel smooth door

Part #	Size
200030	24" x 79 1/8" x 1 3/8"
200032	28" x 79 1/8" x 1 3/8"
200034	30" x 79 1/8" x 1 3/8"
200036	32" x 79 1/8" x 1 3/8"
200038	34" x 79 1/8" x 1 3/8"
200040	36" x 79 1/8" x 1 3/8"



HC cambridge 2 panel smooth door

Part #	Size
200499	24" x 79 1/8" x 1 3/8"
200501	26" x 79 1/8" x 1 3/8"
200512	28" x 79 1/8" x 1 3/8"
200514	30" x 79 1/8" x 1 3/8"
200516	32" x 79 1/8" x 1 3/8"
200518	34" x 79 1/8" x 1 3/8"
200520	36" x 79 1/8" x 1 3/8"



HC continental arch 2 panel moulded door

Part #	Size
200483	24" x 79 1/8" x 1 3/8"
200485	26" x 79 1/8" x 1 3/8"
200487	28" x 79 1/8" x 1 3/8"
200489	30" x 79 1/8" x 1 3/8"
200491	32" x 79 1/8" x 1 3/8"
200493	34" x 79 1/8" x 1 3/8"
200495	36" x 79 1/8" x 1 3/8"



HC avalon 3 panel moulded door

Part #	Size
200450	24" x 79 1/8" x 1 3/8"
200452	28" x 79 1/8" x 1 3/8"
200454	30" x 79 1/8" x 1 3/8"
200456	32" x 79 1/8" x 1 3/8"
200458	34" x 79 1/8" x 1 3/8"
200460	36" x 79 1/8" x 1 3/8"



HC coventry 4 panel smooth door

Part #	Size
200066	24" x 79 1/8" x 1 3/8"
200068	26" x 79 1/8" x 1 3/8"
200070	28" x 79 1/8" x 1 3/8"
200072	30" x 79 1/8" x 1 3/8"
200074	32" x 79 1/8" x 1 3/8"
200076	34" x 79 1/8" x 1 3/8"
200078	36" x 79 1/8" x 1 3/8"



Milling & hinge prep

211998	Regular HC Door
--------	-----------------

Milling & hinge prep

211999	Steel Door
--------	------------



HC camden 2 panel moulded door

Part #	Size
200418	24" x 79 1/8" x 1 3/8"
200424	26" x 79 1/8" x 1 3/8"
200428	28" x 79 1/8" x 1 3/8"
200438	30" x 79 1/8" x 1 3/8"
200442	32" x 79 1/8" x 1 3/8"
200443	34" x 79 1/8" x 1 3/8"
200444	36" x 79 1/8" x 1 3/8"



HC princeton 2 panel moulded door

Part #	Size
200409	24" x 79 1/8" x 1 3/8"
200410	26" x 79 1/8" x 1 3/8"
200411	28" x 79 1/8" x 1 3/8"
200412	30" x 79 1/8" x 1 3/8"
200413	32" x 79 1/8" x 1 3/8"
200414	34" x 79 1/8" x 1 3/8"
200415	36" x 79 1/8" x 1 3/8"



Metal Louver Utility door

Part #	Size
200600	2/0 x 6/8 1-3/4
200606	2/6 x 6/8 1-3/4
200612	3/0 x 6/8 1-3/4



Also available

- Base boards
- Casing
- Quarter round
- Crown moulding
- Residential lock sets
- 3 1/2" & 4" door hinges
- Commercial Utility Doors
- Bi-Fold Doors
- Prehung Doors

Milling & Hinge Prep

211998	Regular HC door
--------	-----------------

HC panel steelmoulded door

Part #	Size
200400	36" x 79 1/8" x 1 3/4"



6 panel fiberglass door

Part #	Size
200406	36" x 79 1/8" x 1 3/8"



SC flush door

Part #	Size
200010	36" x 79 1/8" x 1 3/8"



Steel flush door

Part #	Size
200402	28" x 79 1/8" x 1 3/8"
200404	36" x 79 1/8" x 1 3/8"



Milling & hinge prep

211999	Steel door
--------	------------



Frameless vanity mirrors ¼ "

Part #	Size	
410069	20"	36"
410072	22"	
410074	24"	
410078	26"	
410079	27"	
410080	28"	
410081	29"	
410082	30"	
410084	31"	
410085	32"	
410087	33"	
410088	34"	
410089	35"	
410090	36"	
410101	40"	
410102	41"	
410014	42"	
410103	44"	
410105	45"	
410106	46"	
410108	47"	
410110	48"	
410118	54"	
410021	57"	
410122	58"	
410125	60"	
410127	62"	
410130	64"	
410131	65"	
410132	66"	
410133	67"	
410134	69"	
410136	70"	
410137	71"	
410138	72"	
410150	76"	
410152	78"	
410156	82"	
410162	98"	
410163	21"	
410164	27"	
410167	30"	
410169	33"	
410175	38"	
410176	39"	



Custom sizes available

Part #	Size	
410178	40"	40"
410179	42"	
410385	45"	
410181	52"	
410183	54"	
410186	56"	
410409	62"	
410415	66"	
410428	67"	
410429	68"	
410438	70"	
410446	75"	

Part #	Size	
410208	30"	42"
410235	36"	
410250	40"	
410257	47"	
410258	48"	
410272	59"	
410284	65"	
410290	71"	
410291	72"	
410298	80"	
410300	30"	
410330	36"	

Vanity accessories

Part #	Size
410001	¼ " Brite Gold J-Channel
410002	¼ " Brite Polished J-Channel
410003	¼ " Brite Nickel J-Channel
410008	¼ " Brite Polish J-Channel
410010	¼ " Mirror Clips
410606	1" Mirror Strips




Shower doors & medicine cabinets

Vanity accessories

Part #	Size
411200	14 x 24 Medicine Cabinet Bevel Edge
411206	14 x 24 Medicine Cabinet Chrome Edge
411208	14 x 24 Medicine Cabinet PE



Framed by-pass shower doors



Frameless by-pass shower doors



Pivot shower doors



Custom sizes & glass types available



Quick order form

 Specialty Apartment Supply
PO BOX 610
Anaheim, CA 92816

 877-630-2275
 FAX: 714-844-4750
 Orders@specialtyapartmentsupply.com

Please check one

Quote

Order

Date _____

P.O. No. _____

Property Name	
Contact	
Address	
Phone Number	

QTY	Item	Description	Price

TOTAL: _____
TAX: _____
TOTAL: _____



Credit application

Specialty Apartment Supply
PO BOX 6110
Anaheim, CA 92816

FAX 714-844-4750
877-630-2275

orders@specialtyapartmentsupply.com

Community or business name _____

Delivery Address _____ City _____ State _____ Zip _____

Billing Address _____ City _____ State _____ Zip _____

Phone (____) _____ Fax (____) _____ Number of Units _____

A/P contact _____ Phone (____) _____ Fax (____) _____

Management company or owner information () Owner () Fee Management

Business Name _____ Total Apartments Units Owned/Managed _____

Address _____ City _____ State _____ Zip _____

P.O. BOX _____ City _____ State _____ Zip _____

Phone (____) _____ Fax (____) _____

A/P contact _____ Phone (____) _____ Fax (____) _____

Type of Business () Sole Proprietorship () Corporation () Partner () LLC () other _____

Company owners or corporate officers information

Name _____ ssn# _____ Phone(____) _____

Name _____ ssn# _____ Phone(____) _____

Bank Reference Account Type ()Checking ()Savings ()Loan Account# _____

Bank Name _____ Phone () _____ Fax () _____

Address _____ City _____ State _____ Zip _____

Trade References

Name _____ Phone () _____

Address _____ City _____ State _____ Zip _____

Name _____ Phone () _____

Address _____ City _____ State _____ Zip _____

Name _____ Phone () _____

Address _____ City _____ State _____ Zip _____

Do you require Purchase Order Numbers? ()Yes ()No Federal Tax ID# _____

Are You Sales Tax Exempt? (An Exemption certificate must be attached) ()Yes ()No

Terms of Payment:

Invoices are due 30 Days from invoice date. Original Invoices are either left at the time of delivery or mailed daily. By signing below, we authorize Specialty Apartment Supply to make credit inquiries including contacting the above trade references, banks and credit reporting agencies to disclose to the company any and all information concerning the financial and credit history of my company

Signature _____ Date _____

Print name _____ Title _____



*Now offering these brands for
residential & commercial hardware*

Kwikset

SCHLAGE

Trimco
SINCE 1949

Yale

Amerock

Pamex
www.pamex.com

☎ 877-630-2275 📠 Fax: 714-844-4750
✉ orders@specialtyapartmentsupply.com
🌐 specialtyapartmentsupply.com



Contact information

- Specialty Apartment Supply, Inc.
P.O. Box 6110
Anaheim, CA 92816
- ☎ 877-630-2275 📠 Fax: 714-844-4750
- ✉ orders@specialtyapartmentsupply.com
- 🌐 specialtyapartmentsupply.com

Business hours

Customer service dept.
Will call hours

Monday - friday
Monday - friday

8:00 am - 5:00 pm
9:00 am - 4:00 pm